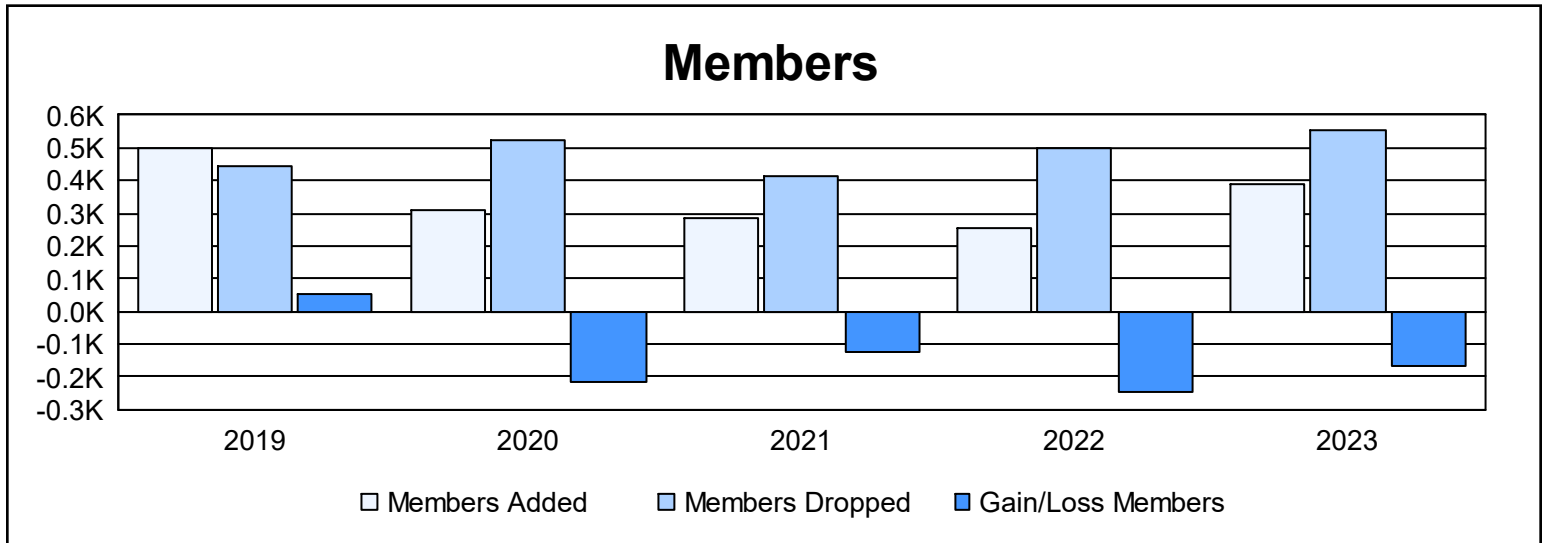
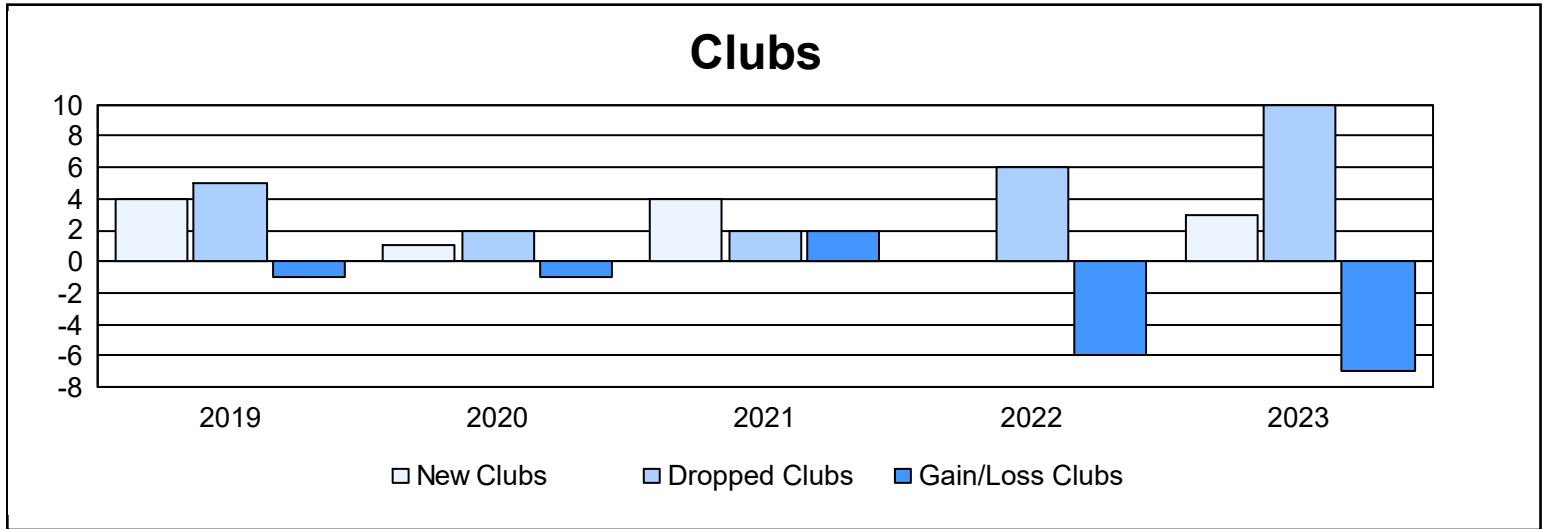


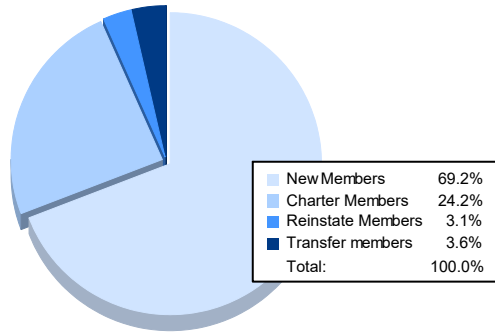
Multiple District U

As of June 2023 Cumulative

| Year | New Clubs | Dropped Clubs | Gain/ Loss Clubs | New Members | Charter Members | Reinstate Members | Transfer Members | Total Member Added | Total Members Dropped | Gain/ Loss Members |
|----------------|-----------|---------------|------------------|-------------|-----------------|-------------------|------------------|--------------------|-----------------------|--------------------|
| 2018-2019 | 4 | 5 | -1 | 308 | 144 | 18 | 27 | 497 | 445 | 52 |
| 2019-2020 | 1 | 2 | -1 | 237 | 24 | 39 | 8 | 308 | 522 | -214 |
| 2020-2021 | 4 | 2 | 2 | 176 | 96 | 11 | 4 | 287 | 413 | -126 |
| 2021-2022 | 0 | 6 | -6 | 215 | 9 | 10 | 20 | 254 | 499 | -245 |
| 2022-2023 | 3 | 10 | -7 | 269 | 94 | 12 | 14 | 389 | 554 | -165 |
| Average | 2 | 5 | -3 | 241 | 73 | 18 | 15 | 347 | 487 | -140 |



Membership Composition June 2023 Cumulative



Gender Composition June 2023 Cumulative

